

2023 - 24 School Year Impact Report

104

children attended preschool, Kindergarten and first grade in the 2023-2024 school year

5.7 students:
1 teacher

average student-to-teacher ratio in the 2023-2024 school year

96%

of parents who responded to our summer survey agreed that their child had a high-quality summer experience



of parents surveyed reported feeling that the summer program energized their child for the start of a new school year

88%

of parents said they were satisfied with the overall quality of the summer program

96%

of parents said they were likely to recommend TLS to other parents

\$32,900

was the average family income at admission for students attending during the 2023-2024 school year

63%

of students had one or more siblings at home



PreK-4 students graduated preschool.

13

of them now attend Kindergarten at TLS

85%

of The Loyola School's PreK-4 students demonstrated age-appropriate development in preparation for kindergarten by the spring¹

66%

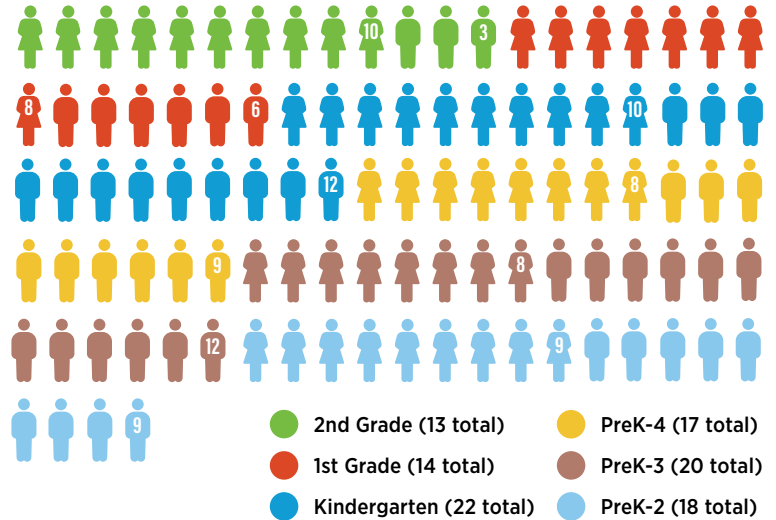
of Kindergarteners at The Loyola School tested at grade level in reading by the end of the school year²

63%

of Kindergarteners at The Loyola School tested at grade level in math by the end of the school year³

¹ SY23-24 Testing con SY23-24 Testing conducted using Brigance ducted using Brigance
² SY23-24 testing conducted using iReady
³ SY23-24 testing conducted using iReady


OUR 2023/2024 STUDENTS AT A GLANCE



Our school continues to GROW...



**OUR STUDENTS LIVE IN 21 ZIP CODES
ACROSS BALTIMORE**



1,339

GIFTS WERE MADE TO TLS BY

671

GENEROUS DONORS IN
FISCAL YEAR 2024

THANK YOU!

FISCAL YEAR 2024 FINANCIALS

Sources of Operating Funds

\$2,490,395

Scholarships
47% | \$1,176,728

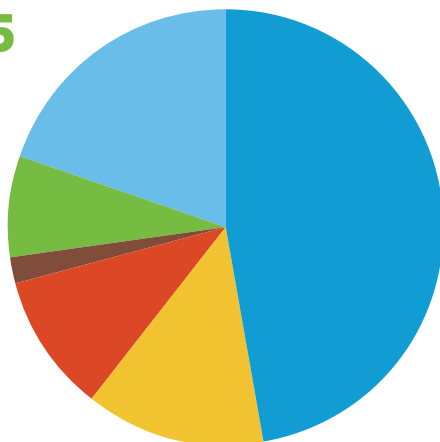
General Contributions
14% | \$337,693

Government Funding
10% | \$251,081

In-Kind Contributions
2% | \$47,696

Other
7% | \$189,797

Operational Reserves
20% | \$487,400



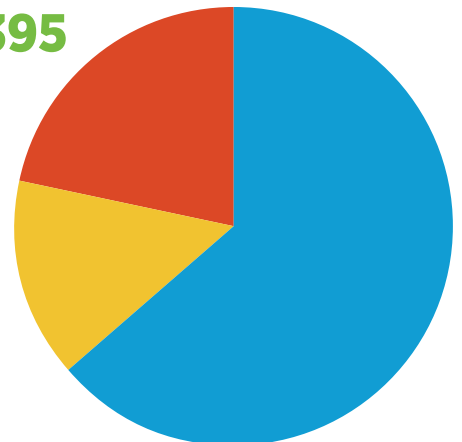
Uses of Operating Funds

\$2,490,395

Program Services
64% | \$1,589,827

Fundraising
15% | \$366,442

Management and General
21% | \$534,126



The chart excludes gifts, pledges and endowed scholarships donated for the capital campaign.