

# 2022 - 23 School Year Impact Report

**80**

children attended preschool, Kindergarten and first grade in the 2022-2023 school year

**93%**

of parents who responded to our summer survey agreed that their child had a high-quality summer experience

**93%**

of parents said their child's confidence improved because of their enrollment in TLS

**90%**

also said TLS positively influenced their communication and relationship with their child

**89%**

of parents surveyed reported feeling that the summer program refreshed and prepared their child for the start of a new school year

**IN OUR SUMMER PROGRAM**

**100%**

of our students met or exceeded our school-wide goal of reading 360 minutes

**\$31,348**

was the average family income at admission for students attending during the 2022-2023 school year

**64%**

of students had one or more siblings at home



PreK-4 students graduated preschool.

**15**

of them now attend Kindergarten at TLS

**5.7 students:**

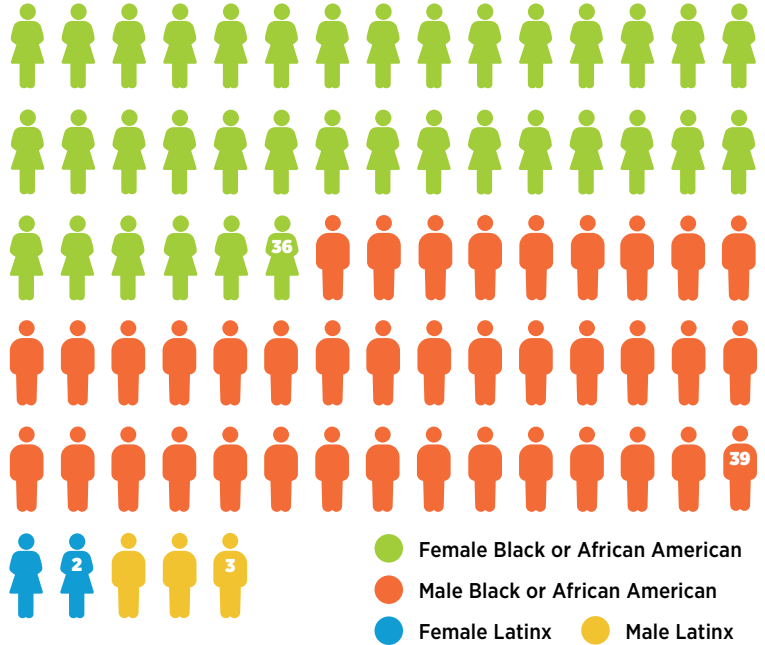
**1 teacher**

average student-to-teacher ratio in the 2022-2023 school year

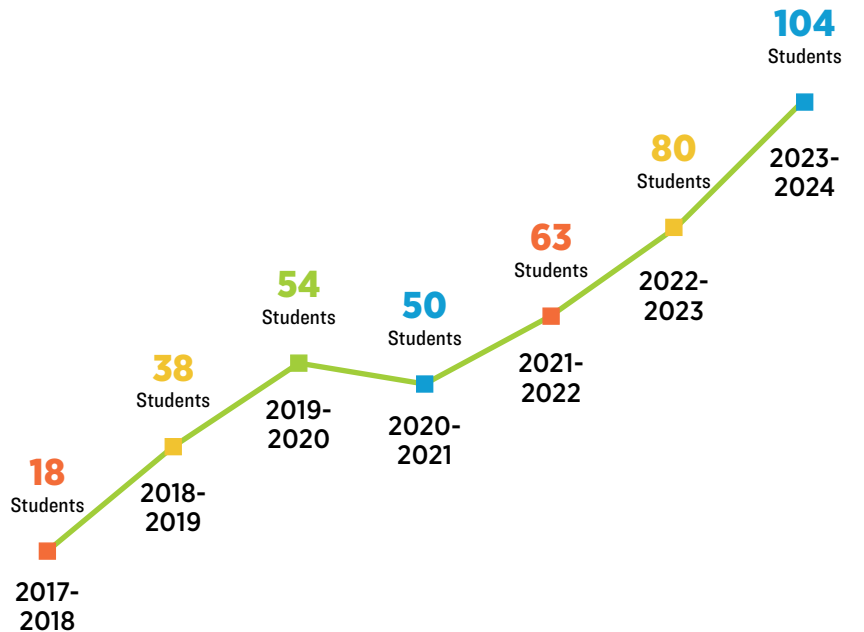


of The Loyola School's students worked at or above grade level in our Lexia early literacy program


## OUR 2022/2023 STUDENTS AT A GLANCE



## Our school continues to GROW...



**OUR STUDENTS LIVE IN 21 ZIP CODES  
ACROSS BALTIMORE**



**1,383**

gifts were made to TLS by

**716**

generous donors in  
fiscal year 2023

**38%**

of these donors made  
more than one gift!

**THANK YOU!**

**FISCAL YEAR 2023 FINANCIALS**

**OPERATING REVENUE**

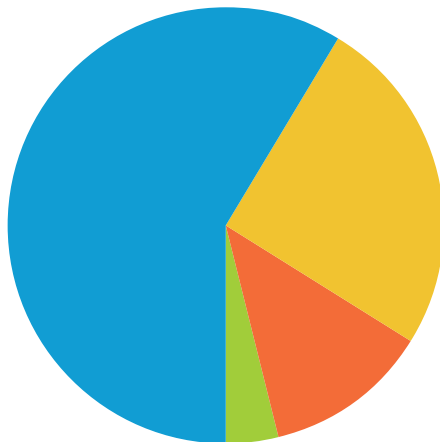
**\$1,943,971**

**Scholarships**  
58.8% | \$1,143,799

**General Contributions**  
25.3% | \$490,928

**Government Funding**  
12.2% | \$236,320

**Other**  
3.8% | \$72,924



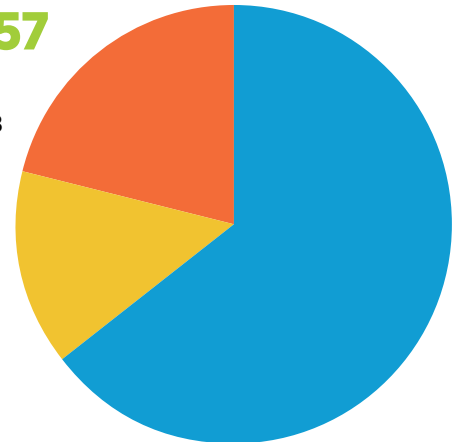
**EXPENSES**

**\$1,939,657**

**Program Services**  
64.6% | \$1,253,588

**Fundraising**  
14.4% | \$280,038

**Administrative**  
20.9% | \$406,031



Operating revenue represents funds raised in fiscal year 2023 for the school's general operations. The chart excludes gifts and pledges donated for the capital campaign, endowed scholarships contributed as part of the capital campaign, properties that were donated for the school buildings, and gains/losses on investments.