

**OUR FUTURE  
IS BRIGHT!**



**2021-22**  
ANNUAL  
REPORT



801 Saint Paul Street  
Baltimore, MD 21202  
443-563-2589  
loyolaearly.org  
Instagram:@loyolaearly



# 2021 - 22 Academic Year Impact Report

**63**

children attended preschool and Kindergarten in the 2021/2022 school year



of preschoolers who advanced to TLS Kindergarten in September 2022 were evaluated as "Kindergarten-Ready"

**92%**

of parents surveyed reported that their child was more independent because of their enrollment at TLS

**95%**

of parents surveyed reported an improvement in their child's social skills after attending TLS

**IN OUR SUMMER PROGRAM**

**100%**

of our students met or exceeded our school-wide goal of reading 360 minutes

**\$31,672**

was the average family income at admission for students attending the 2021/2022 school year

**4.5 students:**

**1 teacher**

student-to-teacher ratio

**73%**

of students had one or more siblings at home



PreK-4 students graduated preschool.

**12**

now attend Kindergarten at TLS

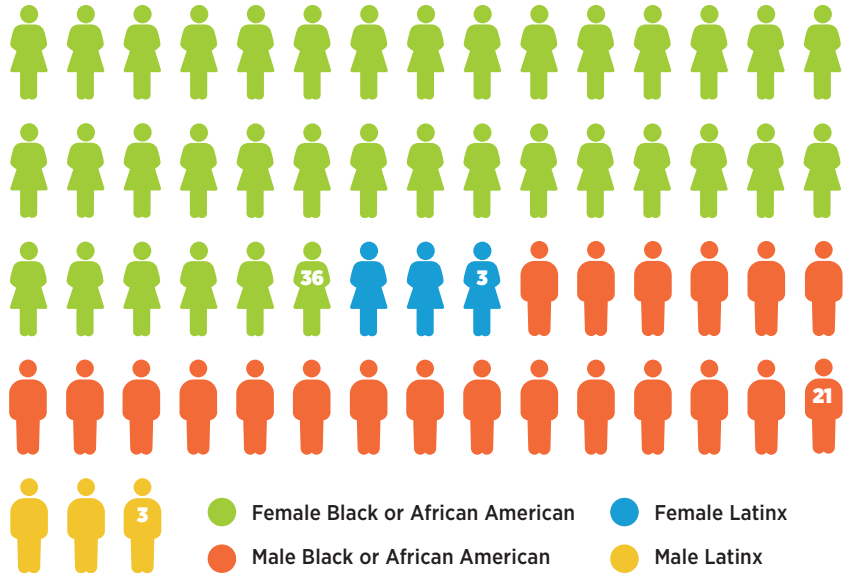


of our students met or exceeded grade level in our Lexia literacy program, with

**68%**

of students working above their grade levels

## OUR 2021/2022 STUDENTS AT A GLANCE



# FISCAL YEAR 2022 FINANCIALS

## OPERATING REVENUE

**\$1,858,421**

### Scholarships

61.8% | \$1,147,999

### General Contributions

25.5% | \$545,014

### Government Funding

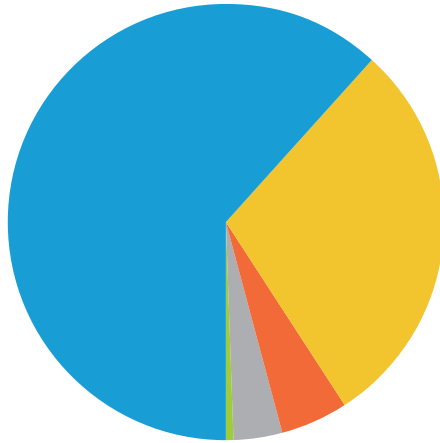
4.2% | \$90,567

### In-Kind Contributions

3.1% | \$66,241

### Other

0.4% | \$8,600



## EXPENSES

**\$1,665,620**

### Program Services

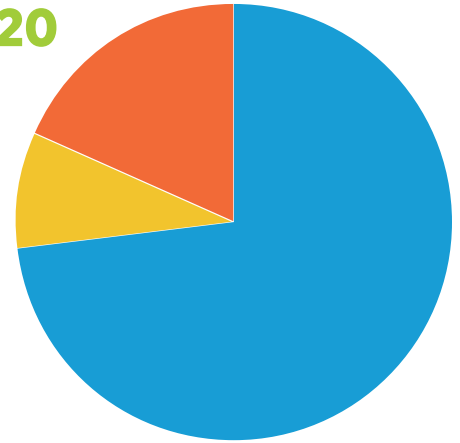
73.2% | \$1,218,635

### Management and General

8.6% | \$143,747

### Fundraising

18.2% | \$303,238



Operating revenue represents funds raised in fiscal year 2022 for the school's general operations. The chart excludes gifts and pledges donated for the capital campaign, endowed scholarships contributed as part of the capital campaign, properties which were donated for the school buildings, and gains/losses on investments.

## OUR STUDENTS LIVE IN 21 ZIP CODES ACROSS BALTIMORE



- 8 Students
- 6 Students
- 5 Students
- 4 Students
- 3 Students
- 2 Students
- 1 Student



**1,072**

gifts were made to TLS by

**539**

generous donors in fiscal year 2022

**40%**

of these donors made more than one gift!

**THANK YOU!**